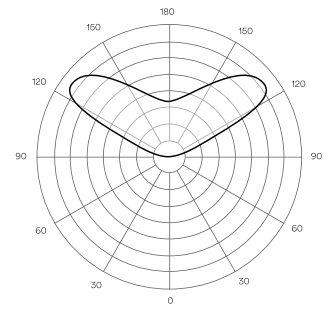


LINEAR LIGHTING BUILT FOR
THE CIRCULAR ECONOMY.
THE FIRST CONSUMER
PRODUCT MADE FROM
SALVAGED NYC TREES.

INDIRECT ONLY



EXAMPLE

TL-IN	4	WWMW	CRWCW	06	ME	30	D06	DN	I06	IN	C	AT	O10
TL-IN							--	DI			C		
1	2	3	4	5	6	7	8	9	10	11	12	13	14

1 LIGHT DIRECTION

TL-IN Indirect Only

Note, TREELINE fixtures are also available in direct only and direct + indirect versions. See alternate spec sheets.

2 LENGTH

(See page 5)

4	4ft (48")
5	5ft (59")
6	6ft (72")
8	8ft (96")

3 WOOD AND METAL FINISH

(See page 4)

WWMW	White wood / white end caps
WBMB	Black wood w/ black end caps
WNMN	Natural wood w/ clear anodized aluminum
CU	Custom

4 CANOPY + CORD

(See page 5)

CRWCW	Round White
CRBCB	Round Black
CSWCW	Square White
CSBCB	Square Black

5 DROP LENGTH

(Field Trimmable)

06	6ft
12	12ft
CU	Custom

6 MOUNTING

(See page 5)

ME	Mounting - End hanging and Power
MC	Mounting - Central Hanging and Power

7 CCT

27	2700K (90+ CRI)
30	3000K (90+ CRI)
35	3500K (90+ CRI)
40	4000K (90+ CRI)
CU	Custom

8 DIRECT LUMENS (DELIVERED)

NOTE: Direct Lumens not available on Indirect Only configurations. Please see TREELINE Direct + Indirect or TREELINE Direct Spec Sheets for Direct Lumens

9 DIRECT LENS

(See page 6)

DI	Wood Insert
----	-------------

10 INDIRECT LUMENS (DELIVERED)

(See page 6)

I06	600 lumens/ft
I08	800 lumens/ft
I10	1000 lumens/ft
I11	1100 lumens/ft (Max)
CU	Custom (Please inquire with manufacturer)

11 INDIRECT LENS

(See page 6)

IN	Narrow
IW	Wide
IA	Asymmetric
IB	Batwing
II	Wood Insert

12 DIRECT /INDIR. CONTROL

C Combined Control (1 Circuit)

NOTE: 2 circuit control not available on Indirect Only configurations. Please see TREELINE Direct + Indirect Spec Sheet for 2 circuit control

13 WIRELESS CONTROL

(See page 6)

AT	Athena Wireless node (Combined control only)
XX	None

14 DIMMING OPTIONS

O10	0-10V
LDE	Lutron Ecosystem (LDE)
DAL	Dali 2

WOOD + METAL FINISH

TREELINE is the first consumer product to be made out of salvaged trees from NYC's urban forest. Over 12,500 trees are removed in NYC every year. In the past, these trees were chipped. We are working with the NYC Parks Department and other urban forestry partners to divert this wood from the waste stream and utilize it in TREELINE.

Pin-oak is the second most populous tree in the NYC urban forest (73,855 Pin-oak are mapped on public property in NYC).

We offer three iconic wood finishes - black, natural, and white - to celebrate the unique and rich texture of this storied material.



CUSTOMIZE

Wood and metal finishes can be customized upon request.



NATURAL SALVAGED PIN-OAK

Preserving the storied wood's natural beauty, a clear stain made from natural plant oils and waxes is applied to each piece of wood to help highlight the unique character and grain.



WHITE SALVAGED PIN-OAK

Preserving the storied wood's natural beauty, a white stain made from natural plant oils and waxes is applied to each piece of wood to help highlight the unique character and grain.



BLACK SALVAGED PIN-OAK

Preserving the storied wood's natural beauty, a black stain made from natural plant oils and waxes is applied to each piece of wood to help highlight the unique character and grain.





Wood processing on Brooklyn waterfront



GROWN IN NYC

New York City is home to over 7 million street and park trees which are collectively referred to as NYC's urban forest. These trees provide shade on a hot day, lower emissions by absorbing carbon, provide habitat for animals, and make our city beautiful. Through our sponsorship of Trees New York, we support their mission to plant, preserve, and protect the city's urban forest through education and community participation.



SALVAGED IN NYC

Over 12,500 trees are removed on NYC public property every year, as a result of planned construction and storms. In the past, these trees were chipped. We work with the NYC Parks Department and other urban forestry partners to divert this wood from the waste stream and utilize it in our products. We are proud to be active coalition members of Forest For All NYC, a broad and diverse coalition formed to demonstrate the vast support for the New York City urban forest.

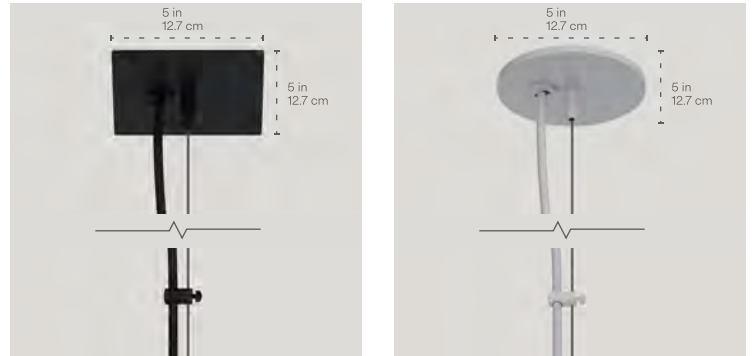


MADE IN NYC


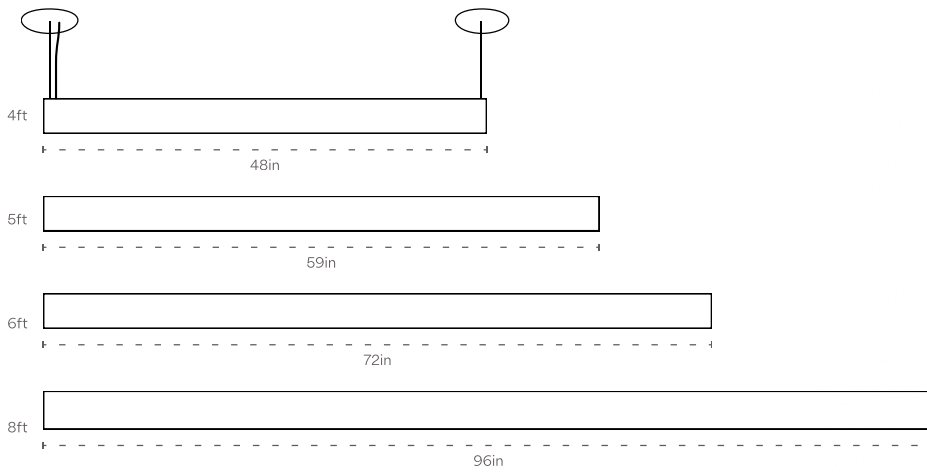
The salvaged wood is processed and milled on the Brooklyn waterfront, 1.16 miles away from our studio. Working with wood from the NYC urban forest poses unique challenges such as nails and fence posts found embedded within tree trunks. After the wood is processed it is brought to our NYC studio, where our production team carefully makes TREELINE.

CANOPY + CORD

Specify Round or Square canopy shape and color.
 Custom options for canopy and cable gripper
 available upon request.

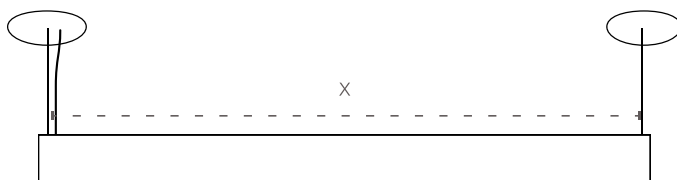


LENGTH

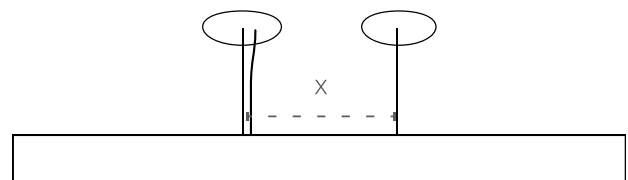


* Not drawn to scale. Shown with end suspension. Also available in center suspension.

MOUNTING + DROP LENGTH:



ME End Suspension
 4ft X=46" 5ft X=57"
 6ft X=70" 8ft X=94"



MC Center Suspension
 All X=12"

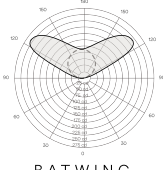
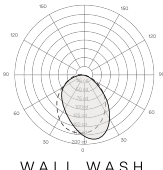
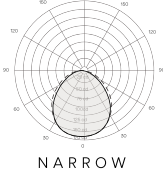
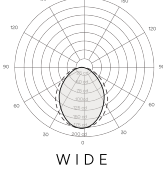
WIRELESS CONTROL

ATHENA WIRELESS NODE

TREELINE fixtures are compatible with Athena Wireless Node.
Combined control only.

For questions, please contact orders@stickbulb.com

PERFORMANCE CHART

				4 FOOT FIXTURE		
LENS OPTION	LUMENS /FT (DELIVERED)**	WATTS /FT	EFFICACY /FT	TOTAL LUMENS (DELIVERED)**	WATTS	EFFICACY (LPW)
INDIRECT ONLY  BAT WING	600	3.7	160	2400	14.8	160
	800	5.075	158	3200	20.3	158
	1000	6.425	156	4000	25.7	156
	1100	7.125	154	4400	28.5	154
DIRECT OR INDIRECT  WALL WASH  NARROW  WIDE	600	4.35	138	2400	17.4	138
	800	5.875	136	3200	23.5	136
	1000	7.5	133	4000	30	133
	1100	8.325	132	4400	33.3	132

**NOTE: Above data is provided for Direct and Indirect directions separately. For total fixture watts and lumens, please combine the specified indirect and direct data for the desired fixture length.

NOTE: Data above is for 3500K. For 4000K multiply lumens by 1.02; for 3000K 0.97; for 2700K, 0.95.

DRIVERS AND DIMMING

0-10V DIMMING DRIVERS

Fixtures can be specified with 0-10V dimming drivers with 1% dimming performance

DALI DRIVERS

Fixtures can be specified with DALI dimming drivers with 1% dimming performance

LUTRON DRIVER OPTIONS

Fixtures can be specified with Lutron EcoSystem (LDE 1%) dimming drivers with 1% dimming performance

*For 2-wire dimming options please inquire

DRIVERS AND ELECTRICAL SPECS:

Integral drivers with 0-10V, DALI, or Lutron EcoSystem dimming available; see ordering information.

PRODUCT WEIGHT:

Approx. 2.75 lbs per linear foot

- 4ft fixture = 11.0 lbs
- 5ft fixture = 13.25 lbs
- 6ft fixture = 15.5 lbs
- 8ft fixture = 20.0 lbs

SHIPPING DIMENSIONS:

4ft fixture:
4.75 x 6.5 x 52 in, 12.5 lbs

5ft fixture:
4.75 x 6.5 x 64 in, 14.75 lbs

6ft fixture:
4.75 x 6.5 x 76 in, 17.00 lbs

8ft fixture:
4.75 x 6.5 x 100 in, 22.00 lbs

CERTIFICATIONS & COMPLIANCE:

UL and cUL listed. Suitable for Dry or Damp Locations. Indoor use only.

WARRANTY:

2 Year Limited Warranty - Stickbulb offers a 2 Year Limited Warranty on the TreeLine family. Fixture shall be free from defects in material and workmanship for up to two (2) years from date of shipment. This limited warranty covers the LED driver and LED light engine when installed according to Stickbulb instructions. For additional details and exclusions, see "Stickbulb Terms and Conditions".

EPD:

For information on the TreeLine EPD, please visit stickbulb.com/epd